How to store data as Gist on GitHub and upload them into R

If you wish to store data for upload into R from Internet, Gist (from GitHub) is a convenient option. You need to register (if you haven't done so far) and create your account on GitHub, and then create Gist file. Free plan offers storing unlimited number of files, which are public (you cannot hide them); if you need to store data you don't want others to see, you need to pay. In most cases, however, public sharing is ok (it is unlikely that someone can use your data unless you provide a guidelines what data are in).

Follow the screenshot images below to see how the data were uploaded into Gist and then loaded into R from Gist. The script used in R in the end of this tutorial (with link to data) is here:

```
imported_data <- read.delim
('https://gist.githubusercontent.com/bob-tester/f405f5738ffd6a62ae4f64f150825d59/raw/e43ee6e03e1432c3819630c023fda515b8fc08e5/data-for-import.txt', row.names = 1)
plot (imported_data, type = 'l', col = 'red')
```

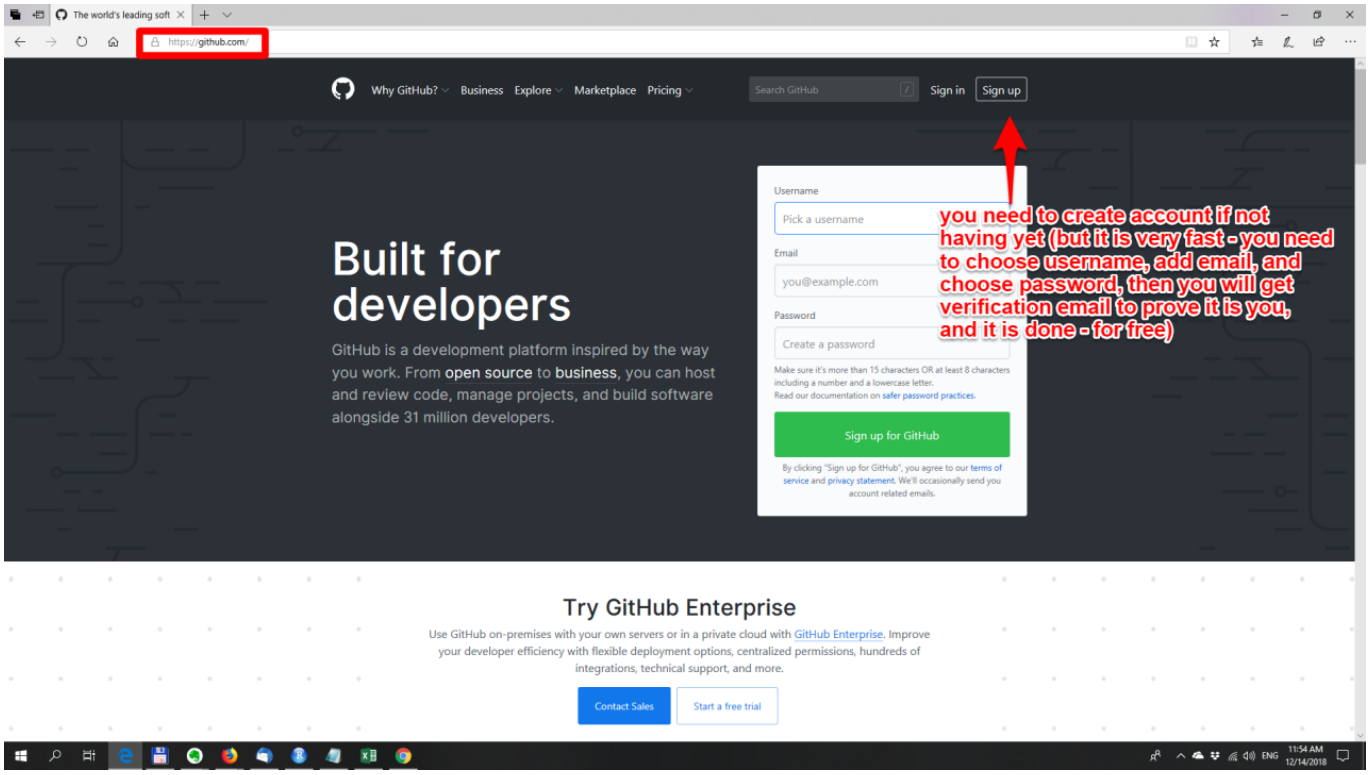

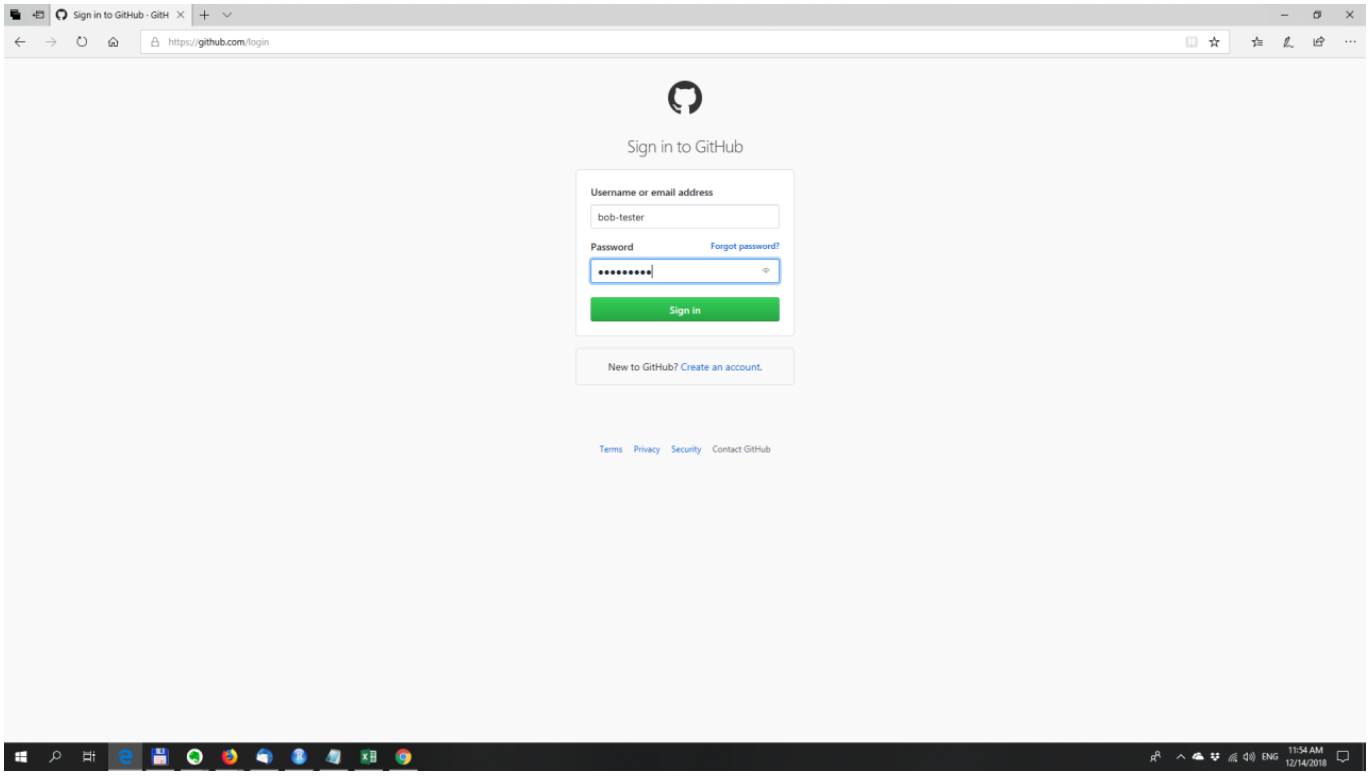
Sign in to GitHub · GitH
https://github.com/login
Sign in to GitHub
Username or email address
bob-tester
Password
Forgot password?
Sign in
New to GitHub? Create an account.
Terms Privacy Security Contact GitHub
11:54 AM
12/14/2018

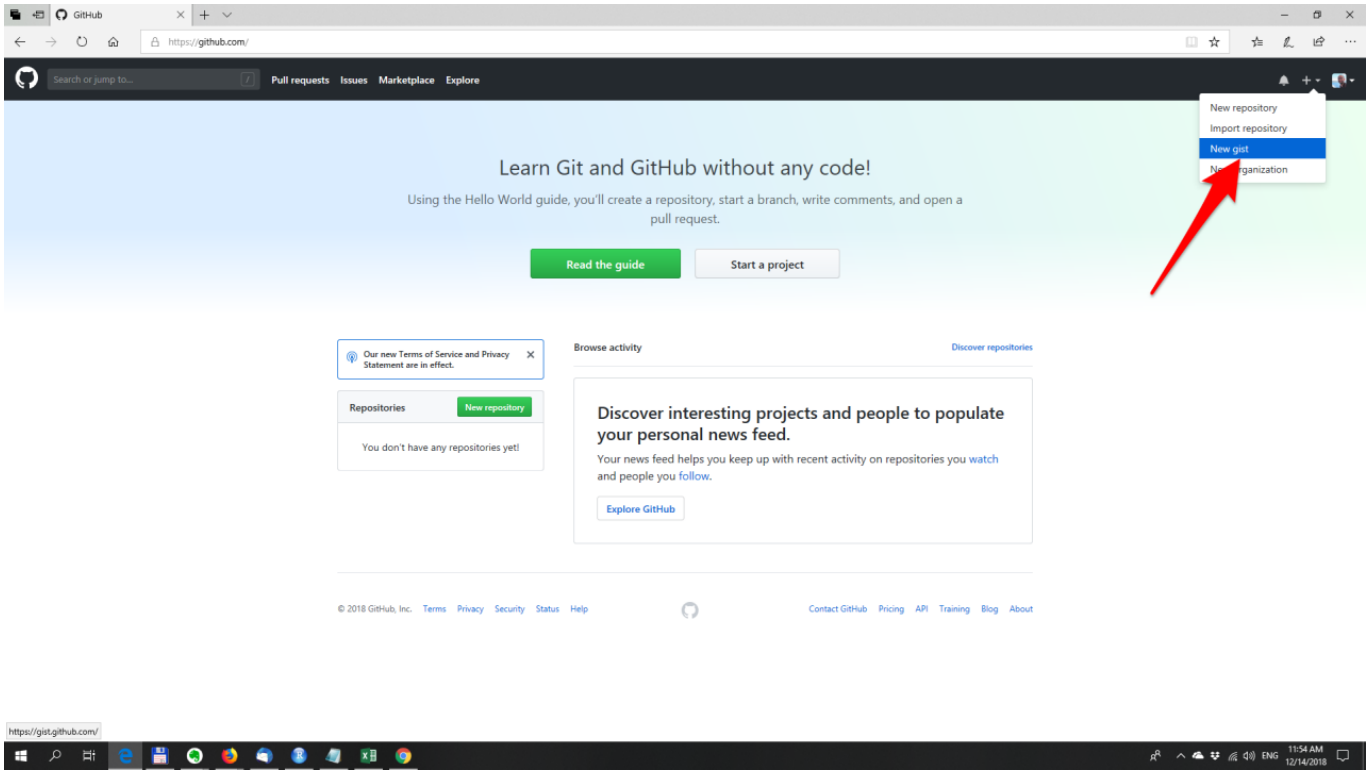
GitHub
https://github.com/
Search or jump to...
Pull requests Issues Marketplace Explore
New repository
Import repository
New gist
New organization
Learn Git and GitHub without any code!
Using the Hello World guide, you'll create a repository, start a branch, write comments, and open a pull request.
Read the guide
Start a project
Our new Terms of Service and Privacy Statement are in effect.
Repositories
New repository
You don't have any repositories yet!
Browse activity
Discover repositories
Discover interesting projects and people to populate your personal news feed.
Your news feed helps you keep up with recent activity on repositories you watch and people you follow.
Explore GitHub
© 2018 GitHub, Inc. Terms Privacy Security Status Help
Contact GitHub Pricing API Training Blog About
https://gist.github.com/
11:54 AM
12/14/2018

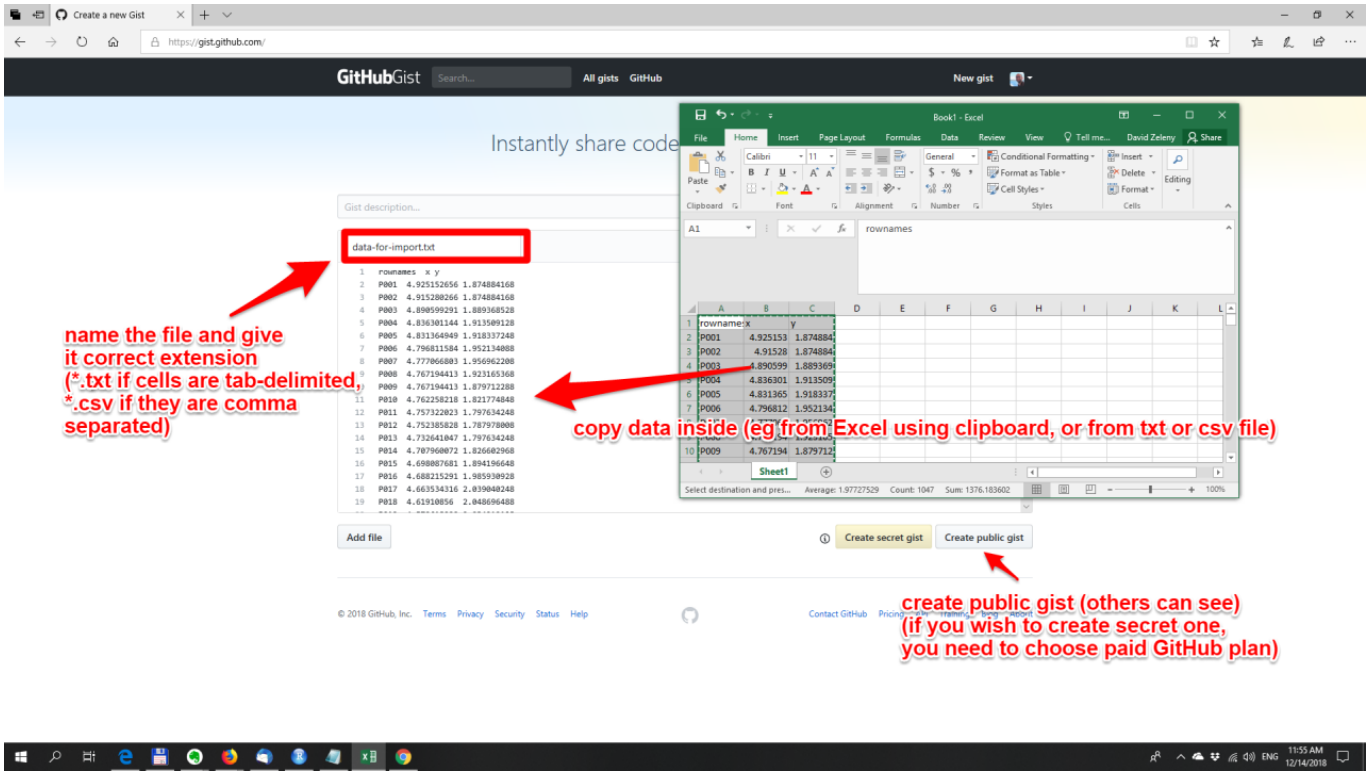
Create a new Gist
https://gist.github.com/
GitHubGist
Search...
All gists
GitHub
New gist
Instantly share code
Book1 - Excel
data-for-import.txt
rownames x y
P001 4.925152656 1.874884168
P002 4.915280266 1.874884168
P003 4.890599291 1.889368528
P004 4.836301144 1.913509128
P005 4.831364949 1.918337248
P006 4.796811584 1.952134088
P007 4.777066803 1.956962208
P008 4.767194413 1.923165368
P009 4.767194413 1.879712288
P010 4.762258218 1.821774848
P011 4.757322023 1.797634248
P012 4.752385828 1.787978008
P013 4.732641047 1.797634248
P014 4.707960072 1.826602968
P015 4.698087681 1.894196648
P016 4.688215291 1.985930928
P017 4.663534316 2.039040248
P018 4.61910856 2.048696488
Add file
Create secret gist
Create public gist
© 2018 GitHub, Inc.
Terms
Privacy
Security
Status
Help
Contact GitHub
name the file and give it correct extension (*.txt if cells are tab-delimited, *.csv if they are comma separated)
copy data inside (eg from Excel using clipboard, or from txt or csv file)
create public gist (others can see) (if you wish to create secret one, you need to choose paid GitHub plan)

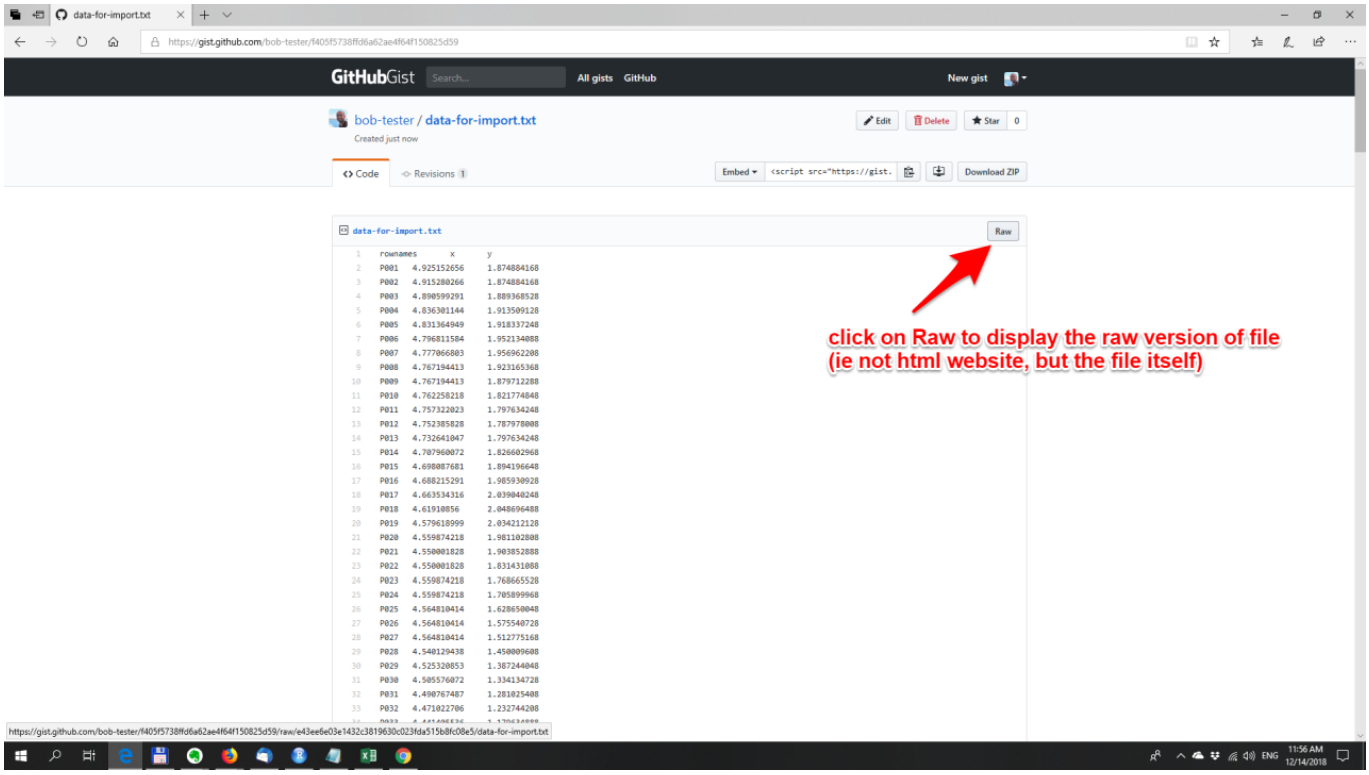
data-for-import.txt
https://gist.github.com/bob-tester/f405f5738ffd6a62ae4f64f150825d59
GitHubGist
Search...
All gists
GitHub
New gist
bob-tester / data-for-import.txt
Created just now
Edit
Delete
Star
0
Code
Revisions
Embed
Download ZIP
Raw
rownames x y
P001 4.925152656 1.874884168
P002 4.915280266 1.874884168
P003 4.890599291 1.889368528
P004 4.836301144 1.913509128
P005 4.831364949 1.918337248
P006 4.796811584 1.952134088
P007 4.777066803 1.956962208
P008 4.767194413 1.923165368
P009 4.767194413 1.879712288
P010 4.762258218 1.821774848
P011 4.757322023 1.797634248
P012 4.752385828 1.787978008
P013 4.732641047 1.797634248
P014 4.707960072 1.826602968
P015 4.698087681 1.894196648
P016 4.688215291 1.985930928
P017 4.663534316 2.039040248
P018 4.61910856 2.048696488
P019 4.579618999 2.034212128
P020 4.559874218 1.981102808
P021 4.550001828 1.903852888
P022 4.550001828 1.831431088
P023 4.559874218 1.768665528
P024 4.559874218 1.705899968
P025 4.564810414 1.628650048
P026 4.564810414 1.575540728
P027 4.564810414 1.512775168
P028 4.540129438 1.450009608
P029 4.525320853 1.387244048
P030 4.505576072 1.334134728
P031 4.490767487 1.281025408
P032 4.471022706 1.232744208
click on Raw to display the raw version of file (ie not html website, but the file itself)

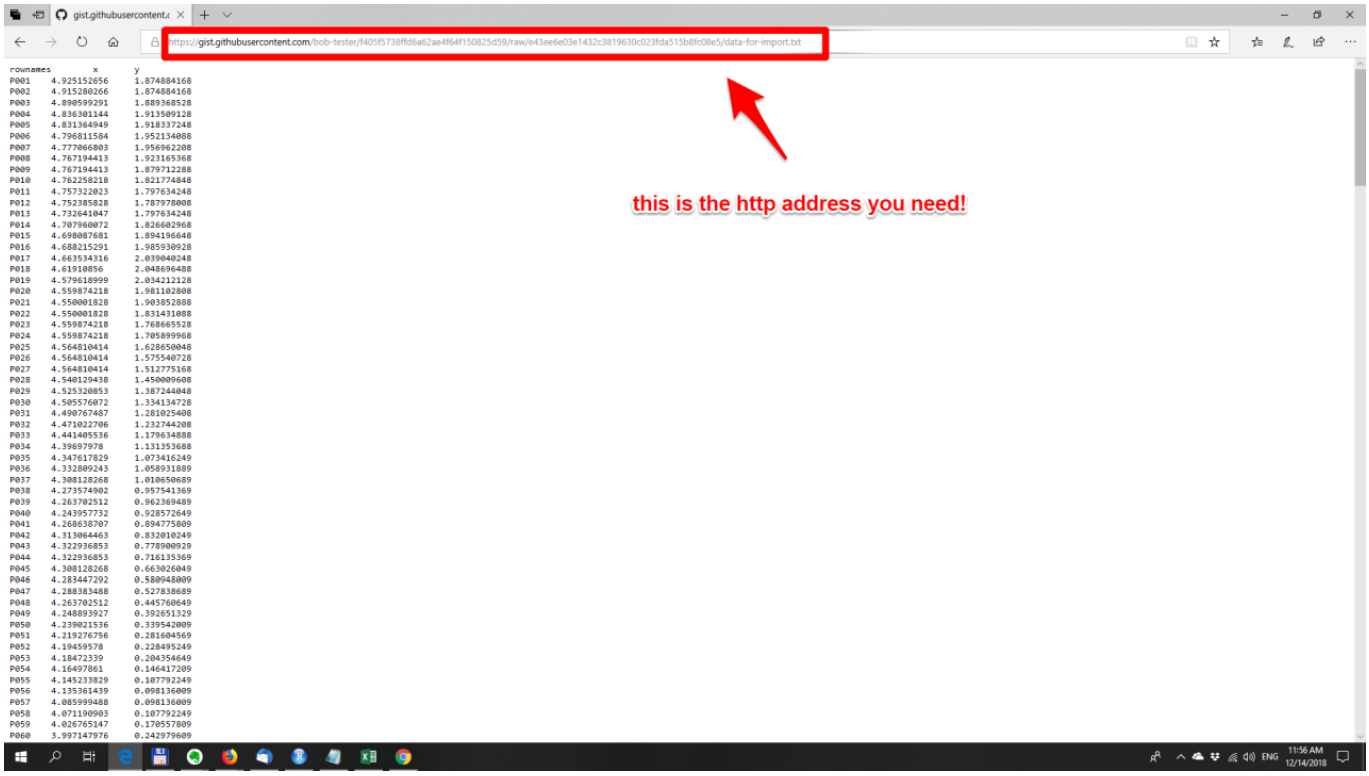
https://gist.githubusercontent.com/bob-tester/f405f5738ffd6a62ae4f64f150825d59/raw/e43ee6e03e1432c3819630c023fda515b8fc08e5/data-for-import.txt
this is the http address you need!

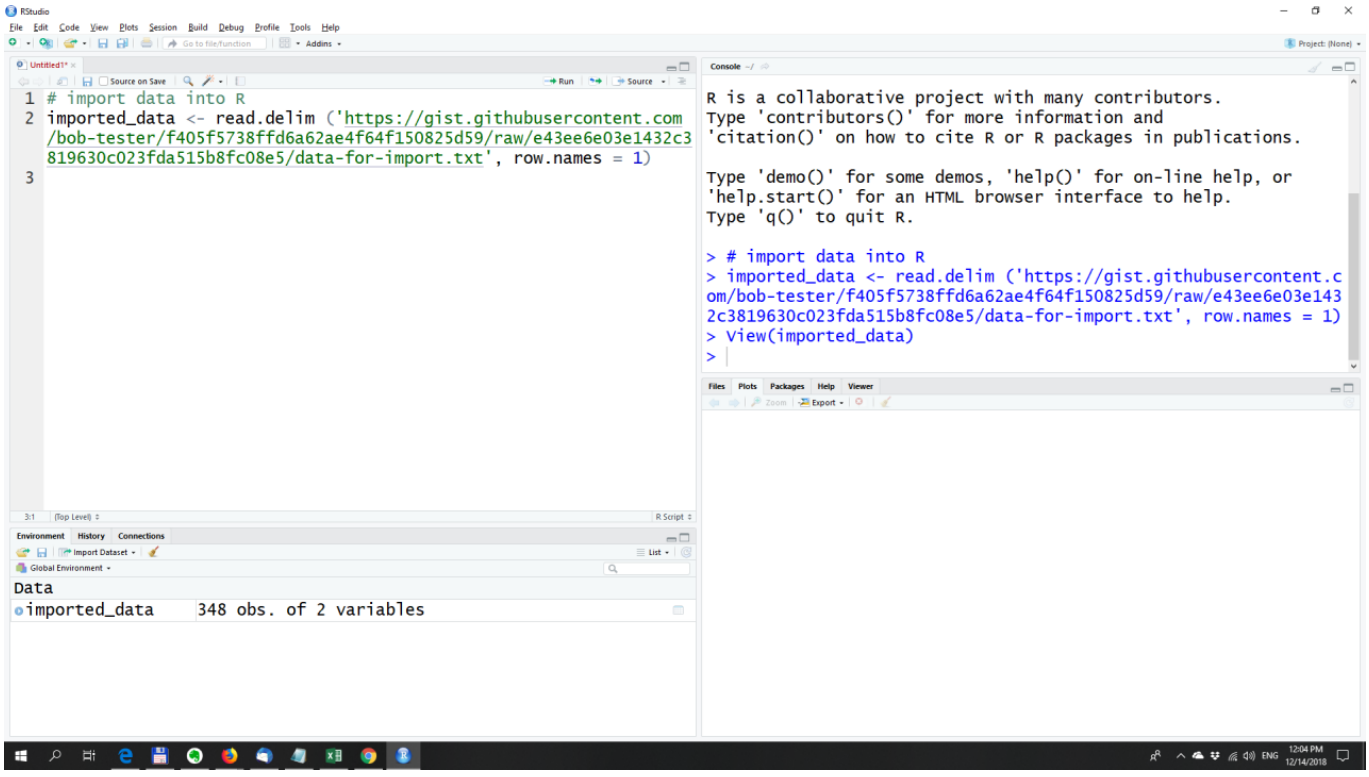
1 # import data into R
2 imported_data <- read.delim ('https://gist.githubusercontent.com/bob-tester/f405f5738ffd6a62ae4f64f150825d59/raw/e43ee6e03e1432c3819630c023fda515b8fc08e5/data-for-import.txt', row.names = 1)
3
R is a collaborative project with many contributors.
Type 'contributors()' for more information and
'citation()' on how to cite R or R packages in publications.
Type 'demo()' for some demos, 'help()' for on-line help, or
'help.start()' for an HTML browser interface to help.
Type 'q()' to quit R.
> # import data into R
> imported_data <- read.delim ('https://gist.githubusercontent.com/bob-tester/f405f5738ffd6a62ae4f64f150825d59/raw/e43ee6e03e1432c3819630c023fda515b8fc08e5/data-for-import.txt', row.names = 1)
> View(imported_data)
Data
imported_data 348 obs. of 2 variables

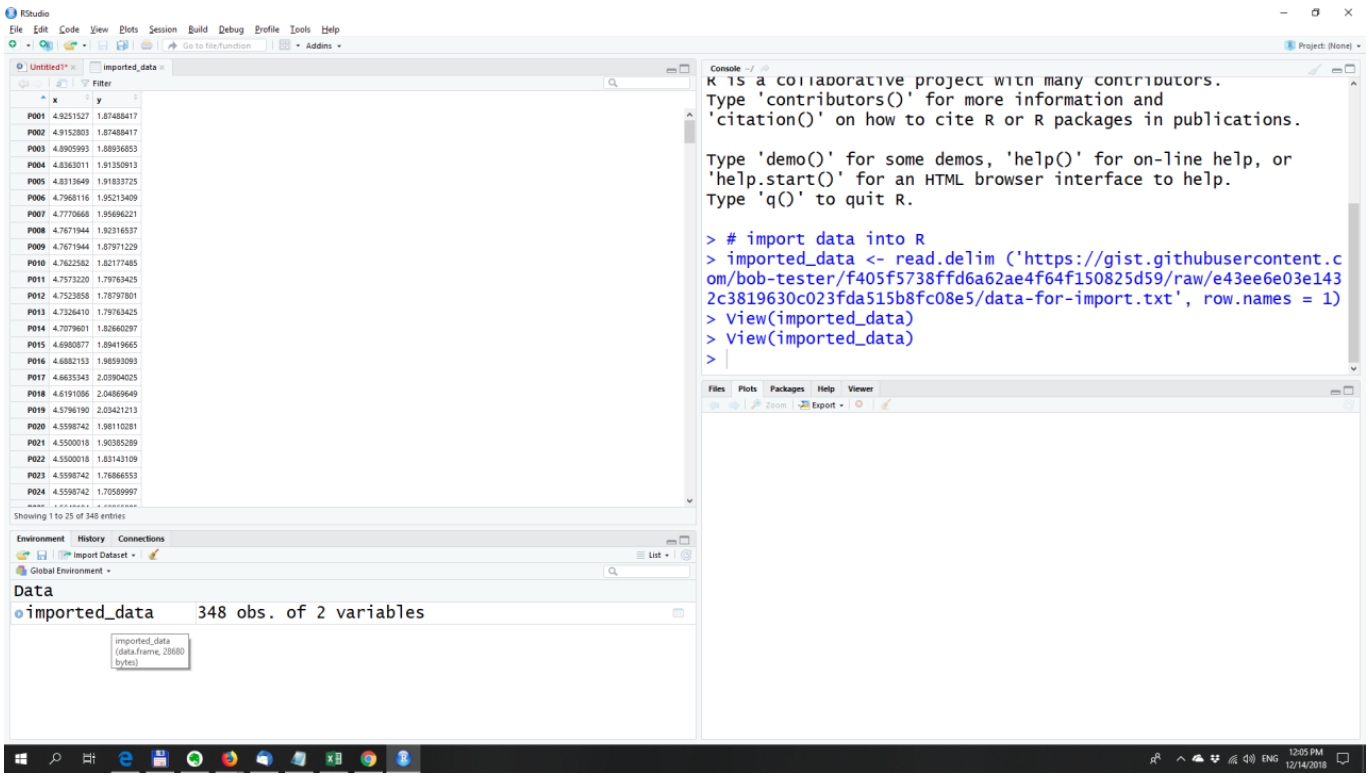
RStudio
File Edit Code View Plots Session Build Debug Profile Tools Help
Console
R is a collaborative project with many contributors.
Type 'contributors()' for more information and
'citation()' on how to cite R or R packages in publications.
Type 'demo()' for some demos, 'help()' for on-line help, or
'help.start()' for an HTML browser interface to help.
Type 'q()' to quit R.
> # import data into R
> imported_data <- read.delim ('https://gist.githubusercontent.com/bob-tester/f405f5738ffd6a62ae4f64f150825d59/raw/e43ee6e03e1432c3819630c023fda515b8fc08e5/data-for-import.txt', row.names = 1)
> View(imported_data)
> View(imported_data)
>
Data
imported_data 348 obs. of 2 variables

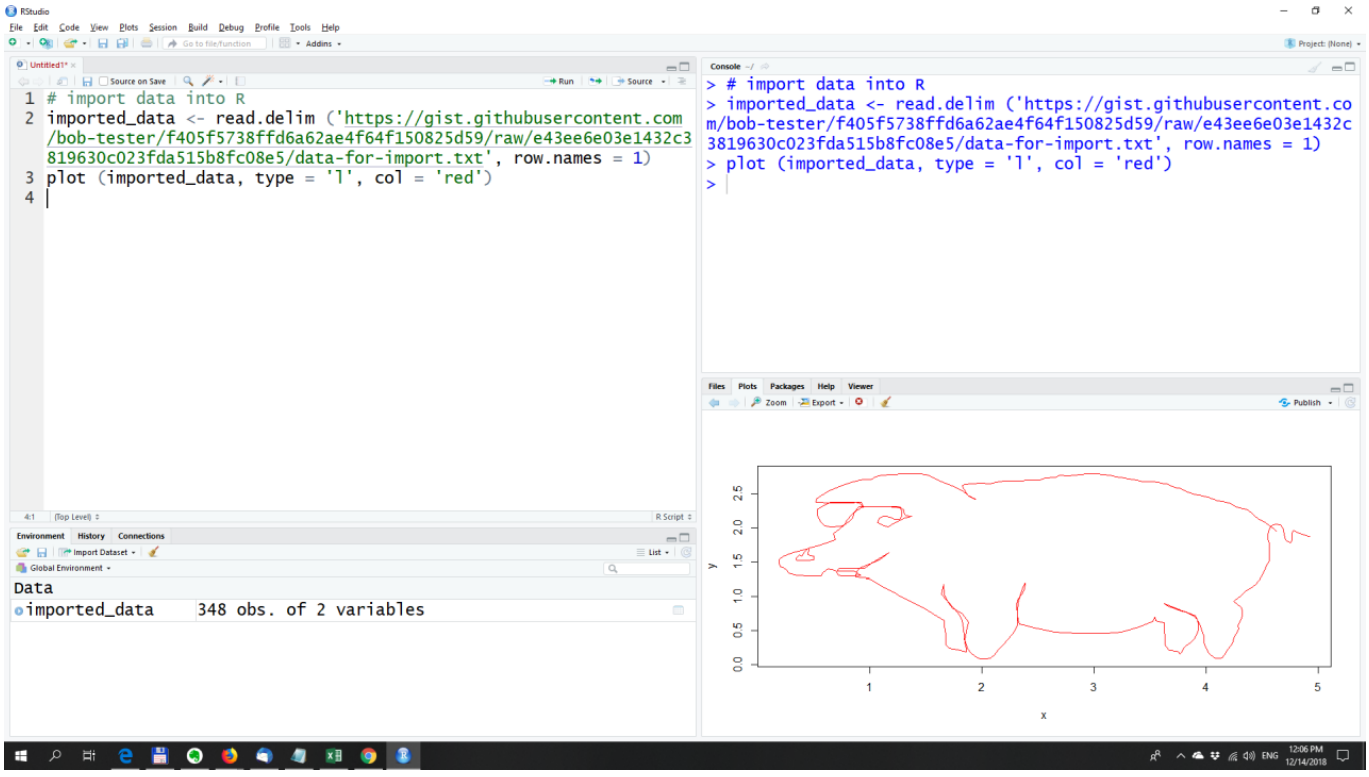
RStudio
File Edit Code View Plots Session Build Debug Profile Tools Help
1 # import data into R
2 imported_data <- read.delim ('https://gist.githubusercontent.com/bob-tester/f405f5738ffd6a62ae4f64f150825d59/raw/e43ee6e03e1432c3819630c023fda515b8fc08e5/data-for-import.txt', row.names = 1)
3 plot (imported_data, type = 'l', col = 'red')
4
Console
> # import data into R
> imported_data <- read.delim ('https://gist.githubusercontent.com/bob-tester/f405f5738ffd6a62ae4f64f150825d59/raw/e43ee6e03e1432c3819630c023fda515b8fc08e5/data-for-import.txt', row.names = 1)
> plot (imported_data, type = 'l', col = 'red')
>
Data
imported_data 348 obs. of 2 variables
y
x